



INVICTUS®

HEAVENLY COMFORT · INVINCIBLE FLOORING



LUXURY VINYL FLOORING



# INVICTUS®

## Great Flooring, Invincible Performance

When it comes to delivering a great performance, nothing beats Invictus® luxury vinyl flooring. The name is no coincidence: in Latin, “invictus” means “invincible”. Invictus® luxury vinyl flooring is sure to meet all your expectations.

Your Invictus® luxury vinyl floor will be a striking style feature in your home. Choose from a large variety of designs – including true-to-nature wood planks and realistic stone look tiles, or make a bold statement with an intricate pattern.

---

Invictus® exclusively benefits from Scratchmaster®. This top layer will make your luxury vinyl floor withstand busy family life with kids and pets.

---

The planks and tiles of Invictus® are easy to handle and install, extremely wear-resistant and require little maintenance.

---

Invictus® is waterproof and therefore never out of place, not even in your kitchen, bathroom or hall.

---

Invictus® contributes to creating a relaxing environment. It is silent underfoot and greatly improves the acoustic qualities of your home.



# DISCOVER INVICTUS®

The strengths of Invictus®	6	Primus® collection	160
Overview collection	10	Cashmere Oak	162
Wood Planks	10	Saxon Oak	166
Herringbone	12	Bourbon Oak	168
Stone Tiles	13	Sherwood Oak	170
Maximus Loose Lay	14	Riviera Oak	172
Get inspired	16	Royal Oak	174
Commercial use	18	Pure Marble	182
Why Invictus® Rigid Click?	22	Manhattan	184
Why Invictus® Dryback?	24	York Stone	186
Why Invictus® Loose Lay?	26	Feature strips	188
Maximus® collection	28	Accessories	190
Divine Oak	30	Installation	192
Bella Noce	40	Cleaning & Maintenance	193
Belrose Oak	42	Laying patterns	194
Premium Oak	54	Social Media & Website	196
Regency Oak	58	Warranties	198
Riverside Oak	64	Technical specs	199
Sienna Oak	68	Overview Invictus® strengths	202
Tropical Forest	70	Overview dimensions	204
Velvet Oak	72	About Associated Weavers	206
Highland Oak	78		
New England Oak	102		
Silk Oak	114		
French Oak	118		
Groovy Granite	126		
Nativa	134		
Cosmopolitan	142		
Hudson Stone	148		
Concrete Crush	152		
Victorian Treasure	156		

# THE STRENGTHS OF INVICTUS® LUXURY VINYL FLOORING



Because it's waterproof, Invictus® luxury vinyl flooring is perfectly suited for your bathroom, kitchen and hall. And for any other room, naturally.



Caring for your Invictus® luxury vinyl floor is as easy as it gets: a damp mop will do. And for daily maintenance, the Invictus® Starter Pack contains all you need.

Invictus® luxury vinyl flooring offers nothing but invincible benefits. It will meet all that you expect of a great floor, delivering on all the important characteristics.

On top of these benefits, some Invictus® luxury vinyl floors have specific features. Find out more on these features on the product pages and let them guide you towards the best fitted floor for your home. All technical specifications are also available on the website [www.invictus.eu](http://www.invictus.eu).



Invictus® luxury vinyl flooring products are 100% recyclable and reusable. They can be part of vinyl flooring take-back programmes with the goal to recycle them into new flooring or other useful products such as rubber hoses, car mats and speed bumps.



Invictus® luxury vinyl flooring is a family's best companion. It's hygienic, wear-, scratch- & stain-resistant, and requires little maintenance.



Invictus is the pet friendly flooring par excellence, operating as a barrier against stains and fine scratches from our furry friends.



With its ultra-strong coating and highly efficient top layer, Invictus® luxury vinyl flooring offers outperforming wear protection. The Scratchmaster® top layer will make your luxury vinyl floor withstand busy family life with kids and pets.



Invictus® luxury vinyl flooring and AW carpet are a perfect match. When great comfort meets great performance, it will transform your home.



Invictus® luxury vinyl flooring and underfloor heating go together well. With the right installing guidelines, you'll be enjoying a warm feel underfoot in no time.



Invictus® Primus Dryback and Primus Click perform so well, that they come with a 20-year residential warranty. Invictus® Maximus Dryback and Maximus Click deliver an extraordinary performance and benefit from a 25-year warranty.



Designs so lifelike, they will have you look twice. From natural wood look to striking stone tile pattern, there's an Invictus® luxury vinyl floor for all decorating styles.



Whether on socks or in shoes, you will always walk silently on an Invictus® luxury vinyl floor. It indeed is incredibly silent underfoot.



What's better than unwinding in the tranquility of your own home? Your Invictus® luxury vinyl floor contributes to a silent and relaxing environment.



# SPECIFIC FEATURES OF INVICTUS® LUXURY VINYL FLOORING


On top of the general benefits, some Invictus luxury vinyl flooring have specific features, such as: Embossed in register, Infinite repeat and XL planks. On the product pages these are clearly indicated. These unique characteristics reinforce the look & feel of the design & are sure to be the highlight of your interior.

All technical specifications are also available on the website [www.invictus.eu](http://www.invictus.eu).



## Infinite repeat

The extra large design results in minimal pattern repetition, giving a truly unique & natural look to any space.



## Embossed in register

In register embossing follows the wood design of your Invictus® floor, thus giving it depth and an exceptionally realistic look.



## XL planks

The XL planks make the best of the attractive pattern. The dimensions of the planks increase the feeling of grandeur and will not fail to impress.

# Overview Wood Planks



French Oak Storm - 92 Maximus  
Dryback / Click (p.124)




Royal Oak Dove - 93 Primus  
Dryback / Click (p.180)




New England Oak Misty - 93 Maximus  
Dryback / Click (p.110)



Cashmere Oak Beach - 32 Primus  
Dryback / Click (p.164)



Highland Oak Canyon - 39 Maximus  
Dryback / Click (p.96)



French Oak Linen - 30 Maximus  
Dryback / Click (p.120)



New England Oak Sand - 32 Maximus  
Dryback / Click (p.102)



French Oak Desert - 33 Maximus  
Dryback / Click (p.122)



Silk Oak Oat - 32 Maximus  
Dryback / Click (p.116)



Cashmere Oak Sunny - 33 Primus  
Dryback / Click / Loose Lay (p.162)



Divine Oak Champagne - 31 Maximus  
Dryback / Click / Loose Lay (p.30)



Belrose Oak Sesame - 36 Maximus  
Dryback / Click (p.50)



Regency Oak Toast - 33 Maximus  
Dryback / Click (p.60)



Silk Oak Latte - 30 Maximus  
Dryback / Click (p.114)




Royal Oak Blonde - 33 Primus  
Dryback / Click (p.178)



Velvet Oak Celeste - 36 Maximus  
Dryback / Click (p.74)



Premium Oak Ecru - 03 Maximus  
Dryback / Click (p.56)



Highland Oak Sunrise - 30 Maximus  
Dryback / Click (p.98)



Belrose Oak Truffle - 31 Maximus  
Dryback / Click (p.46)



French Oak Polar - 03 Maximus  
Dryback / Click (p.118)



Highland Oak Chocolate - 42 Maximus  
Dryback / Click (p.90)



Sherwood Oak Natural - 34 Primus  
Dryback / Click (p.170)



Divine Oak Cookie - 32 Maximus  
Dryback / Click / Loose Lay (p.34)



Sienna Oak Authentique - 36 Maximus  
Dryback / Click (p.68)



Velvet Oak Grace - 44 Maximus  
Dryback / Click (p.72)



Royal Oak Mocca - 40 Primus  
Dryback / Click (p.174)



Riviera Oak Caramel - 45 Primus  
Dryback / Click (p.172)



Tropical Forest Havana - 38 Maximus  
Dryback / Click / Loose Lay (p.70)



Royal Oak Traditional - 34 Primus  
Dryback / Click (p.176)



Bourbon Oak Granola - 35 Primus  
Dryback / Click (p.168)



Highland Oak Roasted - 34 Maximus  
Dryback / Click (p.84)



New England Oak Toffee - 45 Maximus  
Dryback / Click (p.106)



Saxon Oak Fuego - 55 Primus  
Dryback / Click (p.166)



Riverside Oak Sunset - 46 Maximus  
Dryback / Click (p.66)



Highland Oak Classic - 33 Maximus  
Dryback / Click (p.78)



Regency Oak Bagel - 45 Maximus  
Dryback / Click (p.62)



Riverside Oak Sunshine - 36 Maximus  
Dryback / Click (p.64)



Regency Oak Scone - 30 Maximus  
Dryback / Click (p.58)



Premium Oak Flax - 05 Maximus  
Dryback / Click / Loose Lay (p.54)



Belrose Oak Harvest - 37 Maximus  
Dryback / Click (p.42)

# Overview Herringbone Wood 10x41 cm




Highland Oak Parquet Chocolate - 42  
Maximus Dryback (p.94)




New England Oak Parquet Toffee - 45  
Maximus Dryback (p.108)




Highland Oak Parquet Roasted - 34  
Maximus Dryback (p.88)




Highland Oak Parquet Classic - 33  
Maximus Dryback (p.82)




New England Oak Parquet Sand - 32  
Maximus Dryback (p.104)



New England Oak Parquet Misty - 93  
Maximus Dryback (p.112)




Velvet Oak Parquet Celeste - 36  
Maximus Dryback (p.76)




Highland Oak Parquet Sunrise - 30  
Maximus Dryback (p.100)


# Overview Herringbone Wood 15x75cm




Divine Oak Herringbone Pure - 03  
Maximus Dryback / Click (p.38)




Belrose Oak Herringbone Harvest - 37  
Maximus Dryback (p.44)




Belrose Oak Herringbone Sesame - 36  
Maximus Dryback (p.52)




Belrose Oak Herringbone Truffle - 31  
Maximus Dryback (p.48)




Highland Oak Herringbone Roasted - 34  
Maximus Dryback / Click (p.86)




Divine Oak Herringbone Cookie - 32  
Maximus Dryback / Click (p.36)



Divine Oak Herringbone Champagne - 31  
Maximus Dryback / Click (p.32)



Bella Noce Herringbone Walnut - 42  
Maximus Dryback (p.40)



Highland Oak Parquet Chocolate - 42  
Maximus Dryback / Click (p.92)



Highland Oak Herringbone Classic - 33  
Maximus Dryback / Click (p.80)


# Overview Stone Tiles



Concrete Crush Charcoal - 99  
Maximus Dryback / Click (p.152)




Groovy Granite Lava New - 99  
Maximus Dryback / Click (p.132)




Hudson Stone Graphite - 97  
Maximus Dryback / Click (p.150)




Nativa Volcano - 99  
Maximus Dryback / Click / Loose Lay (p.134)




Groovy Granite Steel New - 91  
Maximus Dryback / Click (p.130)



Manhattan Sky - 91  
Primus Dryback / Click / Loose Lay (p.184)



Hudson Stone Silver - 91  
Maximus Dryback / Click (p.148)




Cosmopolitan Grigio - 95  
Maximus Dryback / Click (p.146)



York Stone Powder - 31  
Primus Dryback / Click (p.186)




Concrete Crush Smoke - 96  
Maximus Dryback / Click (p.142)




Cosmopolitan Seashore - 90  
Maximus Dryback / Click (p.144)




Cosmopolitan Golden Cream - 03  
Maximus Dryback / Click (p.142)



Nativa Moon - 96  
Maximus Dryback / Click / Loose Lay (p.136)




Groovy Granite Mineral - 05  
Maximus Dryback / Click (p.128)



Nativa Sandshell - 03  
Maximus Dryback / Click (p.138)



Nativa Desert Rose - 05  
Maximus Dryback / Click (p.140)



Groovy Granite Alabaster - 03  
Maximus Dryback / Click (p.126)



Pure Marble Snow - 01  
Primus Dryback / Click (p.182)



Victorian Smoke 96 Border I Decor  
Maximus Dryback (p.156)



Victorian Charcoal 99 Border I Decor  
Maximus Dryback (p.158)

# MAXIMUS LOOSE LAY

Invictus® Maximus Loose Lay offers the proven durability of a 0.55 mm wear layer in planks and tiles designed for rapid, hassle-free installation. Unlike click or dryback floors, Loose Lay can be fitted or replaced quickly with minimal disruption, making it ideal for busy commercial spaces such as care, hospitality, office and retail environments.



## Overview Loose Lay



Tropical Forest Havana - 38

Maximus  
Loose Lay (p.70)



Divine Oak Cookie - 32

Maximus  
Loose Lay (p.34)



Cashmere Oak Sunny - 33

Maximus  
Loose Lay (p.162)




Divine Oak Champagne - 31

Maximus  
Loose Lay (p.30)




Premium Oak Flax - 05


Maximus  
Loose Lay (p.54)



Nativa Volcano - 99  
Maximus Loose Lay (p.134)



Nativa Moon - 96  
Maximus Loose Lay (p.136)



Manhattan Sky - 91  
Maximus Loose Lay (p.184)

## GET INSPIRED

Whatever your decorating style, there's an Invictus® luxury vinyl floor for every home, from contemporary to country, from traditional townhouse to urban loft. Choose your preferred style and let it guide you towards the floor that is just right for you.

For more inspiration, use the Room Visualiser on [www.invictus.eu](http://www.invictus.eu)




### CONTEMPORARY DESIGN

Modern, eclectic and always on trend.



### TOWNHOUSE

Grand, traditional and throughout classy.



Follow us on social media  
[@invictusflooring](https://www.instagram.com/invictusflooring)  
[#invictusflooring](https://www.facebook.com/invictusflooring)



## JOIN OUR INVICTUS® COMMUNITY

Get inspired by our community of Invictus® fans. Visit [www.invictus.eu/en/community](http://www.invictus.eu/en/community)

Want to join the Invictus® community? Tag [@invictusflooring](https://www.instagram.com/invictusflooring) in your Invictus® luxury vinyl flooring photo on Instagram and use [#invictusflooring](https://www.instagram.com/invictusflooring) for a chance to get featured! More info on p.196.



### COUNTRY LIVING

Natural, cosy and truly authentic.



### URBAN

Sleek, sophisticated and bringing cool vibes.



## INVICTUS® LUXURY VINYL FLOORING: THE IDEAL CHOICE FOR COMMERCIAL USE

For commercial purposes as well, Invictus® luxury vinyl flooring is the ideal choice. Designed to withstand even the heaviest commercial use – such as care, hospitality, office and retail environments – Invictus® floorings are sure to fulfill all technical requirements.



### RETAIL

In your shop, the floor has just one part to play: creating the perfect setting for your carefully chosen collection to shine. Invictus® luxury vinyl flooring is happy to contribute to your sales success. With near-limitless design options, colours and laying patterns, there's always an Invictus® floor to complement the look and feel of your brand. And you'll certainly also appreciate the durability and easy maintenance of Invictus®.



### CARE

For all ages and all needs: care means comfort. Trust Invictus® flooring to be up to the task, from calming the atmosphere at a health spa or creating a safe environment for the elderly, to safeguarding youngsters playing without a care in the world. Invictus® luxury vinyl flooring is durable, slip resistant, silent underfoot and easy to care for. Plenty of qualities sure to give you the peace of mind to focus on what counts for you: caring for your guests.





## OFFICE

In office spaces, the floor has to keep up with everyone's busy schedule. Teams gather for brainstorming sessions; clean desks inspire creativity and "aha" moments occur naturally in the coffee corner. Invictus® luxury vinyl flooring will be a stalwart silent witness to it all. It's silent underfoot for a tranquil working environment, slip resistant, easy to maintain and exceptionally durable thanks to the Scratchmaster® wear protection.



## HOSPITALITY

When dining out or spending a weekend at a B&B, the experience is everything. You want to offer your guests an unforgettable moment away from it all. There are plenty Invictus® designs to complement your chosen concept, from country haven to urban sophistication. Or choose an intricate laying pattern for that extra touch of exclusivity. As a hospitality expert, you will also appreciate the wear resistance and easy maintenance of Invictus® luxury vinyl flooring.




# WHICH INVICTUS® LUXURY VINYL FLOOR SHOULD I CHOOSE?

Invictus® luxury vinyl flooring has many options to choose from, in four ranges: Invictus® Maximus Dryback, Maximus Click, Primus Dryback and Primus Click. The best choice for your home? It all depends on both your design dreams and installing preferences.



## PRODUCT COMPOSITION

Rigid core SPC vinyl flooring



## INVICTUS® CLICK IS A RIGID CLICK LUXURY VINYL FLOORING

Invictus® Maximus Click and Primus Click are luxury vinyl flooring to be installed using the click system. The outstanding rigid material of Invictus® Click is a far cry from seemingly similar but lesser quality products, and therefore guarantees an unseen level of dimensional stability.

### The advantages of Invictus® Click luxury vinyl flooring:


- ✓ Thanks to its high locking strength and dimensional stability, it is a favourite with professional installers and DIY enthusiasts alike. The click system makes the rigid wood design planks and stone look tiles easy to install – and to remove, should you wish to reuse your floor elsewhere. Installation does not require the use of specialized tools: a utility knife is all you need.
- ✓ Invictus® Maximus Click has an attached underlay, that enhances the acoustic benefits of your floor. On top of that, the underlay helps even out subfloor imperfections.
- ✓ Invictus® believes in sustainability: Invictus® Click planks and tiles contain more than 20% of recycled production waste, reducing the need for raw materials

# WHICH INVICTUS® LUXURY VINYL FLOOR SHOULD I CHOOSE?

Invictus® luxury vinyl flooring has many options to choose from, in four ranges: Invictus® Maximus Dryback, Maximus Click, Primus Dryback and Primus Click. The best choice for your home? It all depends on both your design dreams and installing preferences.



## PRODUCT COMPOSITION Dryback vinyl flooring



## INVICTUS® MAXIMUS DRYBACK AND PRIMUS DRYBACK

Invictus® Dryback luxury vinyl flooring comes in two ranges:

- 1 **Invictus® Maximus Dryback** consists of luxury vinyl planks and tiles with a wear layer of 0.55mm. They offer excellent wear resistance and durability, which makes them suited even for heavy commercial use such as care, hospitality, office and retail.
- 2 **Invictus® Primus Dryback** stands for luxury vinyl planks and tiles with a wear layer of 0.30mm. They offer excellent value for money and are designed to effortlessly withstand the challenges of daily family life.


### The advantages of Invictus® Dryback luxury vinyl flooring:

- ✓ It is the professional installer's premium choice. Whether consisting of wood design planks or stone look tiles, Dryback flooring will offer a superb performance for many years to come. The floor is glued directly to the subfloor, resulting in exceptional dimensional stability.
- ✓ No decorating wish remains unfulfilled: create original patterns or add embellishments like feature strips for a tone-on-tone or contrasting grout effect. The result is a stunning floor in either wood or stone design, that will have you look twice.
- ✓ Dryback flooring is the ideal solution for installing on top of an existing floor. Installation of the planks and tiles on a leveled floor is easy, dust free and does not require the use of specialized tools: a utility knife is all you need. And no need to adapt the doors: because of its limited thickness, your new floor will easily fit underneath.

# WHICH INVICTUS® LUXURY VINYL FLOOR SHOULD I CHOOSE?



## PRODUCT COMPOSITION Loose Lay vinyl flooring



## INVICTUS® MAXIMUS LOOSE LAY

### Invictus® Loose Lay luxury vinyl flooring:

Invictus® **Maximus Loose Lay** consists of luxury vinyl planks and tiles with a 0.55mm wear layer. They offer excellent wear resistance and durability, making them perfectly suited for heavy commercial use such as care, hospitality, office and retail environments.

### The advantages of Invictus® Loose Lay luxury vinyl flooring:

Loose Lay is the professional installer's versatile choice. Installation is done with a tackifier adhesive, allowing planks and tiles to be easily lifted and reinstalled — offering maximum flexibility and minimal downtime.

Whether in a wood design plank or stone look tile, Invictus® Loose Lay guarantees a stable, quiet and comfortable floor underfoot. The result is a stylish, high-performance surface that combines effortless installation with enduring beauty.

Perfect for refurbishment projects or spaces where speed and convenience matter most, Loose Lay flooring can be installed on raised or access floors where easy uplift is required.



# MAXIMUS® COLLECTION

Invictus® Maximus consists of luxury vinyl planks and tiles with a wear layer of 0.55mm to be installed using the click system or dryback. They offer excellent wear resistance and durability, which makes them suited even for heavy commercial use such as care, hospitality, office and retail.

The outstanding rigid material of Invictus® Click is a far cry from seemingly similar but lesser quality products, and therefore guarantees an unseen level of dimensional stability.

-  25 year warranty
-  15 year commercial warranty
-  family friendly
-  pet friendly
-  water proof
-  silent underfoot
-  underfloor heating
-  bevel
-  quick & easy
-  easy to clean

More information about Invictus® strengths on pages 6 and 202.

DIVINE OAK		CHAMPAGNE 31
DRYBACK	VDDIV5R31024152P10	241x1517mm - 10 planks = 3,660m <sup>2</sup> /carton
CLICK	VRDIV5R31023152P04	235x1518mm - 4 planks = 1,427m <sup>2</sup> /carton
LOOSE LAY	VLDIV5A31023122P06	229x1219mm - 6 planks = 1,672m <sup>2</sup> /carton





DIVINE OAK		CHAMPAGNE 31
DRYBACK	VDDIV5R31015075P30	150x749mm - 30 planks = 3,369m <sup>2</sup> /carton
CLICK	VRDIV5R31V15074P14	145x743mm - 14 planks = 1,509m <sup>2</sup> /carton



DIVINE OAK		COOKIE 32
DRYBACK	VDDIV5R32024152P10	241x1517mm - 10 planks = 3,660m <sup>2</sup> /carton
CLICK	VRDIV5R32023152P04	235x1518mm - 4 planks = 1,427m <sup>2</sup> /carton
LOOSE LAY	VLDIV5A32023122P06	229x1219mm - 6 planks = 1,672m <sup>2</sup> /carton





DIVINE OAK		COOKIE 32
DRYBACK	VDDIV5R32015075P30	150x749mm - 30 planks = 3,369m <sup>2</sup> /carton
CLICK	VRDIV5R32V15074P14	145x743mm - 14 planks = 1,509m <sup>2</sup> /carton





DIVINE OAK		PURE 03
DRYBACK	VDDIV5R03015075P30	150x749mm - 30 planks = 3,369m <sup>2</sup> /carton
CLICK	VRDIV5R03V15074P14	145x743mm - 14 planks = 1,509m <sup>2</sup> /carton





<b>BELLA NOCE</b>		<b>WALNUT 42</b>
DRYBACK	VDBEN5A42015075P30	150x749mm - 30 planks = 3,369m <sup>2</sup> /carton



BELROSE OAK		HARVEST 37
DRYBACK	VDBEL5R37024152P10	241x1517mm - 10 planks = 3,660m <sup>2</sup> /carton
CLICK	VRBEL5R37024152P05	241x1518mm - 5 planks = 1,831m <sup>2</sup> /carton



**BELROSE OAK**

**HARVEST 37**

DRYBACK

VDBEL5R37015075P30

150x749mm - 30 planks = 3,369m<sup>2</sup> /carton



BELROSE OAK		TRUFFLE 31
DRYBACK	VDBEL5R31024152P10	241x1517mm - 10 planks = 3,660m <sup>2</sup> /carton
CLICK	VRBEL5R31024152P05	241x1518mm - 5 planks = 1,831m <sup>2</sup> /carton



**BELROSE OAK**

**TRUFFLE 31**

DRYBACK

VDBEL5R31015075P30

150x749mm - 30 planks = 3,369m<sup>2</sup> /carton



BELROSE OAK		SESAME 36
DRYBACK	VDBEL5R36024152P10	241x1517mm - 10 planks = 3,660m <sup>2</sup> /carton
CLICK	VRBEL5R36024152P05	241x1518mm - 5 planks = 1,831m <sup>2</sup> /carton



**BELROSE OAK**

**SESAME 36**

DRYBACK

VDBEL5R36015075P30


150x749mm - 30 planks = 3,369m<sup>2</sup> /carton



PREMIUM OAK		FLAX 05
DRYBACK	VDPRE5A05023150P10	228x1500mm - 10 planks = 3,429m <sup>2</sup> /carton
CLICK	VRPRE5A05023150P04	225x1500mm - 4 planks = 1,350m <sup>2</sup> /carton
LOOSE LAY	VLPRE5A05023122P06	229x1219mm - 6 planks = 1,672m <sup>2</sup> /carton



PREMIUM OAK		ECRU 03
DRYBACK	VDPRE5A03023150P10	228x1500mm - 10 planks = 3,429m <sup>2</sup> /carton
CLICK	VRPRE5A03023150P04	225x1500mm - 4 planks = 1,350m <sup>2</sup> /carton





REGENCY OAK		SCONE 30
DRYBACK	VDREG5R30024152P10	241x1517mm - 10 planks = 3,660m <sup>2</sup> /carton
CLICK	VRREG5R30024152P05	241x1518mm - 5 planks = 1,831m <sup>2</sup> /carton



REGENCY OAK		TOAST 33
DRYBACK	VDREG5R33024152P10	241x1517mm - 10 planks = 3,660m <sup>2</sup> /carton
CLICK	VRREG5R33024152P05	241x1518mm - 5 planks = 1,831m <sup>2</sup> /carton





REGENCY OAK		BAGEL 45
DRYBACK	VDREG5R45024152P10	241x1517mm - 10 planks = 3,660m <sup>2</sup> /carton
CLICK	VRREG5R45024152P05	241x1518mm - 5 planks = 1,831m <sup>2</sup> /carton





RIVERSIDE OAK		SUNSHINE 36
DRYBACK	VDRIS5A36023150P10	228x1500mm - 10 planks = 3,429m <sup>2</sup> /carton
CLICK	VRRIS5A36023150P04	225x1500mm - 4 planks = 1,350m <sup>2</sup> /carton





RIVERSIDE OAK		SUNSET 46
DRYBACK	VDRIS5A46023150P10	228x1500mm - 10 planks = 3,429m <sup>2</sup> /carton
CLICK	VRRIS5A46023150P04	225x1500mm - 4 planks = 1,350m <sup>2</sup> /carton



SIENNA OAK		AUTHENTIQUE 36
DRYBACK	VDSIE5A36024152P10	241x1517mm - 10 planks = 3,660m <sup>2</sup> /carton
CLICK	VRSIE5A36023152P04	235x1518mm - 4 planks = 1,427m <sup>2</sup> /carton



TROPICAL FOREST		HAVANA 38
DRYBACK	VDTRO5A38023122P12	228x1219mm - 12 planks = 3,34m <sup>2</sup> /carton
CLICK	VRTRO5A38023122P06	228x1210mm - 6 planks = 1,655m <sup>2</sup> /carton
LOOSE LAY	VLTRO5A38023122P06	229x1219mm - 6 planks = 1,672m <sup>2</sup> /carton



VELVET OAK		GRACE 44
DRYBACK	VDVEL5R44018122P15	178x1219mm - 15 planks = 3,252m <sup>2</sup> /carton
CLICK	VRVEL5R44018121P08	177x1210mm - 8 planks = 1,710m <sup>2</sup> /carton




VELVET OAK		CELESTE 36
DRYBACK	VDVEL5R36018122P15	178x1219mm - 15 planks = 3,252m <sup>2</sup> /carton
CLICK	VRVEL5R36018121P08	177x1210mm - 8 planks = 1,710m <sup>2</sup> /carton





<b>VELVET OAK</b>		<b>CELESTE 36</b>
DRYBACK	VDVEL5R36010041P34	102x406mm - 34 planks = 1,404m <sup>2</sup> /carton



HIGHLAND OAK		CLASSIC 33
DRYBACK	VDHIG5A33018122P15	178x1219mm - 15 planks = 3,252m <sup>2</sup> /carton
CLICK	VRHIG5A33E18121P08	181x1213mm - 8 planks = 1,757m <sup>2</sup> /carton






HIGHLAND OAK		CLASSIC 33
DRYBACK	VDHIG5A33015075P30	150x749mm - 30 planks = 3,369m <sup>2</sup> /carton
CLICK	VRHIG5A33V15074P14	145x743mm - 14 planks = 1,509m <sup>2</sup> /carton





<b>HIGHLAND OAK</b>		<b>CLASSIC 33</b>
DRYBACK	VDHIG5A33010041P34	102x406mm - 34 planks = 1,404m <sup>2</sup> /carton



HIGHLAND OAK		ROASTED 34
DRYBACK	VDHIG5A34018122P15	178x1219mm - 15 planks = 3,252m <sup>2</sup> /carton
CLICK	VRHIG5A34E18121P08	181x1213mm - 8 planks = 1,757m <sup>2</sup> /carton





HIGHLAND OAK		ROASTED 34
DRYBACK	VDHIG5A34015075P30	150x749mm - 30 planks = 3,369m <sup>2</sup> /carton
CLICK	VRHIG5A34V15074P14	145x743mm - 14 planks = 1,509m <sup>2</sup> /carton





<b>HIGHLAND OAK</b>		<b>ROASTED 34</b>
DRYBACK	VDHIG5A34010041P34	102x406mm - 34 planks = 1,404m <sup>2</sup> /carton




HIGHLAND OAK		CHOCOLATE 42
DRYBACK	VDHIG5A42018122P15	178x1219mm - 15 planks = 3,252m <sup>2</sup> /carton
CLICK	VRHIG5A42E18121P08	181x1213mm - 8 planks = 1,757m <sup>2</sup> /carton





HIGHLAND OAK		CHOCOLATE 42
DRYBACK	VDHIG5A42015075P30	150x749mm - 30 planks = 3,369m <sup>2</sup> /carton
CLICK	VRHIG5A42V15074P14	145x743mm - 14 planks = 1,509m <sup>2</sup> /carton





<b>HIGHLAND OAK</b>		<b>CHOCOLATE 42</b>
DRYBACK	VDHIG5A42010041P34	102x406mm - 34 planks = 1,404m <sup>2</sup> /carton



HIGHLAND OAK		CANYON 39
DRYBACK	VDHIG5A39018122P15	178x1219mm - 15 planks = 3,252m <sup>2</sup> /carton
CLICK	VRHIG5A39E18121P08	181x1213mm - 8 planks = 1,757m <sup>2</sup> /carton



HIGHLAND OAK		SUNRISE 30
DRYBACK	VDHIG5A30018122P15	178x1219mm - 15 planks = 3,252m <sup>2</sup> /carton
CLICK	VRHIG5A30E18121P08	181x1213mm - 8 planks = 1,757m <sup>2</sup> /carton





<b>HIGHLAND OAK</b>		<b>SUNRISE 30</b>
DRYBACK	VDHIG5A30010041P34	102x406mm - 34 planks = 1,404m <sup>2</sup> /carton



NEW ENGLAND OAK		SAND 32
DRYBACK	VDNWE5A32018122P15	178x1219mm - 15 planks = 3,252m <sup>2</sup> /carton
CLICK	VRNWE5A32E18121P08	181x1213mm - 8 planks = 1,757m <sup>2</sup> /carton





<b>NEW ENGLAND OAK</b>		<b>SAND 32</b>
DRYBACK	VDNWE5A32010041P34	102x406mm - 34 planks = 1,404m <sup>2</sup> /carton




NEW ENGLAND OAK		TOFFEE 45
DRYBACK	VDNWE5A45018122P15	178x1219mm - 15 planks = 3,252m <sup>2</sup> /carton
CLICK	VRNWE5A45E18121P08	181x1213mm - 8 planks = 1,757m <sup>2</sup> /carton






<b>NEW ENGLAND OAK</b>		<b>TOFFEE 45</b>
DRYBACK	VDNWE5A45010041P34	102x406mm - 34 planks = 1,404m <sup>2</sup> /carton



NEW ENGLAND OAK		MISTY 93
DRYBACK	VDNWE5A93018122P15	178x1219mm - 15 planks = 3,252m <sup>2</sup> /carton
CLICK	VRNWE5A93E18121P08	181x1213mm - 8 planks = 1,757m <sup>2</sup> /carton






<b>NEW ENGLAND OAK</b>		<b>MISTY 93</b>
DRYBACK	VDNWE5A93010041P34	102x406mm - 34 planks = 1,404m <sup>2</sup> /carton



SILK OAK		LATTE 30
DRYBACK	VDSIL5A30023122P12	228x1219mm - 12 planks = 3,340m <sup>2</sup> /carton
CLICK	VRSIL5A30023122P06	228x1210mm - 6 planks = 1,655m <sup>2</sup> /carton



SILK OAK		OAT 32
DRYBACK	VDSIL5A32023122P12	228x1219mm - 12 planks = 3,340m <sup>2</sup> /carton
CLICK	VRSIL5A32023122P06	228x1210mm - 6 planks = 1,655m <sup>2</sup> /carton






FRENCH OAK		POLAR 03
DRYBACK	VDFRE5R03018122P15	178x1219mm - 15 planks = 3,252m <sup>2</sup> /carton
CLICK	VRFRE5R03018121P08	178x1213mm - 8 planks = 1,725m <sup>2</sup> /carton



FRENCH OAK		LINEN 30
DRYBACK	VDFRE5R30018122P15	178x1219mm - 15 planks = 3,252m <sup>2</sup> /carton
CLICK	VRFRE5R30018121P08	178x1213mm - 8 planks = 1,725m <sup>2</sup> /carton




FRENCH OAK		DESERT 33
DRYBACK	VDFRE5R33018122P15	178x1219mm - 15 planks = 3,252m <sup>2</sup> /carton
CLICK	VRFRE5R33018121P08	178x1213mm - 8 planks = 1,725m <sup>2</sup> /carton



FRENCH OAK		STORM 92
DRYBACK	VDFRE5R03018122P15	178x1219mm - 15 planks = 3,252m <sup>2</sup> /carton
CLICK	VRFRE5R03018121P08	178x1213mm - 8 planks = 1,725m <sup>2</sup> /carton



GROOVY GRANITE		ALABASTER 03
DRYBACK	VDGRA5A03046091P08	457x914mm - 8 tiles = 3,342m <sup>2</sup> /carton
	VDGRA5A03031061P18	305x610mm - 18 tiles = 3,349m <sup>2</sup> /carton
CLICK	VRGRA5A03047091P04	467x908mm - 4 tiles = 1,696m <sup>2</sup> /carton




GROOVY GRANITE		MINERAL 05
DRYBACK	VDGRA5A05046091P08	457x914mm - 8 tiles = 3,342m <sup>2</sup> /carton
	VDGRA5A05031061P18	305x610mm - 18 tiles = 3,349m <sup>2</sup> /carton
CLICK	VRGRA5A05047091P04	467x908mm - 4 tiles = 1,696m <sup>2</sup> /carton



GROOVY GRANITE		STEEL NEW 91
DRYBACK	VDGRA5A91046091P08	457x914mm - 8 tiles = 3,342m <sup>2</sup> /carton
	VDGRA5A91031061P18	305x610mm - 18 tiles = 3,349m <sup>2</sup> /carton
CLICK	VRGRA5A91047091P04	467x908mm - 4 tiles = 1,696m <sup>2</sup> /carton




GROOVY GRANITE		LAVA NEW 99
DRYBACK	VDGRA5A99046091P08	457x914mm - 8 tiles = 3,342m <sup>2</sup> /carton
	VDGRA5A99031061P18	305x610mm - 18 tiles = 3,349m <sup>2</sup> /carton
CLICK	VRGRA5A99047091P04	467x908mm - 4 tiles = 1,696m <sup>2</sup> /carton



NATIVA		VOLCANO 99
DRYBACK	VDNAT5A99046091P08	457x914mm - 8 tiles = 3,345m <sup>2</sup> /carton
CLICK	VRNAT5A99045091P04	450x907mm - 4 tiles = 1,633m <sup>2</sup> /carton
LOOSE LAY	VLNAT5A99046091P04	457x914mm - 4 tiles = 1,672m <sup>2</sup> /carton



NATIVA		MOON 96
DRYBACK	VDNAT5A96046091P08	457x914mm - 8 tiles = 3,345m <sup>2</sup> /carton
CLICK	VRNAT5A96045091P04	450x907mm - 4 tiles = 1,633m <sup>2</sup> /carton
LOOSE LAY	VLNAT5A96046091P04	457x914mm - 4 tiles = 1,672m <sup>2</sup> /carton



NATIVA		SANDSHELL 03
DRYBACK	VDNAT5A03046091P08	457x914mm - 8 tiles = 3,345m <sup>2</sup> /carton
CLICK	VRNAT5A03045091P04	450x907mm - 4 tiles = 1,633m <sup>2</sup> /carton




NATIVA		DESERT ROSE 05
DRYBACK	VDNAT5A05046091P08	457x914mm - 8 tiles = 3,345m <sup>2</sup> /carton
CLICK	VRNAT5A05045091P04	450x907mm - 4 tiles = 1,633m <sup>2</sup> /carton



COSMOPOLITAN		GOLDEN CREAM 03
DRYBACK	VDCOS5A03061061P10	610x610mm - 10 tiles = 3,716m <sup>2</sup> /carton
CLICK	VRCOS5A03041081P06	406x806mm - 6 tiles = 1,966m <sup>2</sup> /carton




COSMOPOLITAN		SEASHORE 90
DRYBACK	VDCOS5A90061061P10	610x610mm - 10 tiles = 3,716m <sup>2</sup> /carton
CLICK	VRCOS5A90041081P06	406x806mm - 6 tiles = 1,966m <sup>2</sup> /carton




COSMOPOLITAN		GRIGIO 95
DRYBACK	VDCOS5A95061061P10	610x610mm - 10 tiles = 3,716m <sup>2</sup> /carton
CLICK	VRCOS5A95041081P06	406x806mm - 6 tiles = 1,966m <sup>2</sup> /carton



HUDSON STONE		SILVER 91
DRYBACK	VDHUS5A91046091P08	457x914mm - 8 tiles = 3,345m <sup>2</sup> /carton
CLICK	VRHUS5A91045091P04	450x907mm - 4 tiles = 1,633m <sup>2</sup> /carton



HUDSON STONE		GRAPHITE 97
DRYBACK	VDHUS5A97046091P08	457x914mm - 8 tiles = 3,345m <sup>2</sup> /carton
CLICK	VRHUS5A97045091P04	450x907mm - 4 tiles = 1,633m <sup>2</sup> /carton



CONCRETE CRUSH		CHARCOAL 99
DRYBACK	VDCON5A99031061P18	305x610mm - 18 tiles = 3,345m <sup>2</sup> /carton
CLICK	VRCON5A99030060P08	298x603mm - 8 tiles = 1,440m <sup>2</sup> /carton



CONCRETE CRUSH		SMOKE 96
DRYBACK	VDCON5A96031061P18	305x610mm - 18 tiles = 3,345m <sup>2</sup> /carton
CLICK	VRCON5A96030060P08	298x603mm - 8 tiles = 1,440m <sup>2</sup> /carton






VICTORIAN TREASURE		SMOKE 96	
DRYBACK	VDVBO5A96023023P40	BORDER	229x229mm - 40 tiles = 2,090 m <sup>2</sup> /carton
DRYBACK	VDVDE5A96023023P40	DECOR	229x229mm - 40 tiles = 2,090 m <sup>2</sup> /carton





VICTORIAN TREASURE		CHARCOAL 99	
DRYBACK	VDVBO5A99023023P40	BORDER	229x229mm - 40 tiles = 2,090 m <sup>2</sup> /carton
DRYBACK	VDVDE5A99023023P40	DECOR	229x229mm - 40 tiles = 2,090 m <sup>2</sup> /carton





# PRIMUS<sup>®</sup> COLLECTION


Invictus<sup>®</sup> Primus stands for luxury vinyl planks and tiles with a wear layer of 0.30mm. They offer excellent value for money and are designed to effortlessly withstand the challenges of daily family life.

The outstanding rigid material of Invictus<sup>®</sup> Click is a far cry from seemingly similar but lesser quality products, and therefore guarantees an unseen level of dimensional stability.

- 20 year warranty
- 10 year commercial warranty
- family friendly
- pet friendly
- water proof
- silent underfoot
- underfloor heating
- bevel
- easy to clean

More information about Invictus<sup>®</sup> strengths on pages 6 and 202.

CASHMERE OAK		SUNNY 33
DRYBACK	VDCAM3A33023150P12	229x1500mm - 12 planks = 4,115m <sup>2</sup> /carton
CLICK	VRCAM3A33023150P06	225x1500mm - 6 planks = 2,025m <sup>2</sup> /carton
LOOSE LAY (MAXIMUS)	VLCAM5A33023122P06	229x1219mm - 6 planks = 1,672m <sup>2</sup> /carton



CASHMERE OAK		BEACH 32
DRYBACK	VDCAM3A32023150P12	229x1500mm - 12 planks = 4,115m <sup>2</sup> /carton
CLICK	VRCAM3A32023150P06	225x1500mm - 6 planks = 2,025m <sup>2</sup> /carton





SAXON OAK		FUEGO 55
DRYBACK	VDSAX3A55023150P12	229x1500mm - 12 planks = 4,115m <sup>2</sup> /carton
CLICK	VRSAX3A55023150P06	225x1500mm - 6 planks = 2,025m <sup>2</sup> /carton



BOURBON OAK		GRANOLA 35
DRYBACK	VDBRB3A35018122P17	178x1219mm - 17 planks = 3,685m <sup>2</sup> /carton
CLICK	VRBRB3A35018121P10	177x1210mm - 10 planks = 2,137m <sup>2</sup> /carton



SHERWOOD OAK		NATURAL 34
DRYBACK	VDSHW3A34018122P17	178x1219mm - 17 planks = 3,685m <sup>2</sup> /carton
CLICK	VRSHW3A34018121P10	177x1210mm - 10 planks = 2,137m <sup>2</sup> /carton



RIVIERA OAK		CARAMEL 45
DRYBACK	VDRIO3A45018122P17	178x1219mm - 17 planks = 3,685m <sup>2</sup> /carton
CLICK	VRRIO3A45018121P10	177x1210mm - 10 planks = 2,137m <sup>2</sup> /carton



ROYAL OAK		MOCCA 40
DRYBACK	VDROY3A400018122P17	178x1219mm - 17 planks = 3,685m <sup>2</sup> /carton
CLICK	VRROY3A40E18121P10	181x1213mm - 10 planks = 2,195m <sup>2</sup> /carton




ROYAL OAK		TRADITIONAL 34
DRYBACK	VDROY3A34018122P17	178x1219mm - 17 planks = 3,685m <sup>2</sup> /carton
CLICK	VRROY3A34E18121P10	181x1213mm - 10 planks = 2,195m <sup>2</sup> /carton




ROYAL OAK		BLONDE 33
DRYBACK	VDROY3A33018122P17	178x1219mm - 17 planks = 3,685m <sup>2</sup> /carton
CLICK	VRROY3A33E18121P10	181x1213mm - 10 planks = 2,195m <sup>2</sup> /carton



ROYAL OAK		DOVE 93
DRYBACK	VDROY3A93018122P17	178x1219mm - 17 planks = 3,685m <sup>2</sup> /carton
CLICK	VRROY3A93E18121P10	181x1213mm - 10 planks = 2,195m <sup>2</sup> /carton



PURE MARBLE		SNOW 01
DRYBACK	VDPMA3A01045091P10	457x914mm - 10 tiles = 4,177m <sup>2</sup> /carton
CLICK	VRPMA3A01045091P06	450x907mm - 6 tiles = 2,449m <sup>2</sup> /carton



MANHATTAN		SKY 91
DRYBACK	VDMAN3A91045091P10	457x914mm - 10 tiles = 4,177m <sup>2</sup> /carton
CLICK	VRMAN3A91045091P06	450x907mm - 6 tiles = 2,449m <sup>2</sup> /carton
LOOSE LAY (MAXIMUS)	VLMAN5A91046091P04	457x914mm - 4 tiles = 1,672m <sup>2</sup> /carton



YORK STONE		POWDER 31
DRYBACK	VDYOS3A31031061P20	305x610mm - 20 tiles = 3,716m <sup>2</sup> /carton
CLICK	VRYOS3A31030060P10	309x603mm - 10 tiles = 1,861m <sup>2</sup> /carton



# FEATURE STRIPS

Invictus® luxury vinyl flooring comes with optional feature strips that leave no decorating wish unfulfilled. Choose tone-on-tone feature strips to add an elegant touch to the floor pattern. Or embellish your luxury vinyl floor with contrasting feature strips for an eye-catching effect. The result is a stunning floor in either wood or stone design, that will have you look twice.



Feature strip size 1000 x 3mm - 30pcs/pack

	White	VASTRIP01003100P30
	Cream	VASTRIP31003100P30
	Oyster	VASTRIP90003100P30
	Rhino	VASTRIP95003100P30
	Charcoal	VASTRIP99003100P30
	Black	VASTRIP98003100P30
	Mocca	VASTRIP40003100P30
	Blonde	VASTRIP33003100P30

Feature strip size 1000 x 7mm - 25pcs/pack

	Black	VASTRIP98007100P25
	Mocca	VASTRIP40007100P25
	Blonde	VASTRIP33007100P25

# SKIRTING BOARD

MAKE TO ORDER

60 mm height

variable length for seamless integration with each design – 6 pcs/pack

Check the complete collection online



# INVICTUS® SPRAY & FIX

ADHESIVE - quick & easy installation

### Product characteristics

Invictus® Spray & Fix is a versatile spray adhesive naturally suited for adhering approved Luxury Vinyl Tile in commercial and residential applications.

Invictus® Spray & Fix uses 80% less adhesive compared to trowel-applied epoxy and bucket adhesive.

Invictus® Spray & Fix is a 0.0 g/ml VOC product that allows occupation of space as soon as installation is complete.

Adheres to properly prepared

**Concrete • Levelling compound • Wood • Access floors • Stone**

### Flooring Adhesive

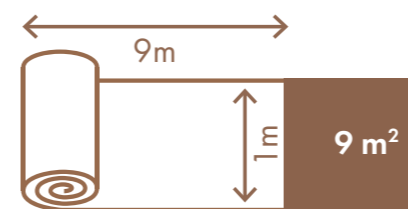
The ideal glue for quick & easy installation of your Invictus® floor.

**624 g (624 mL) - Coverage: 14-17.2 m<sup>2</sup>**



# FIRMO®

Professional UNDERLAY for Rigid Click LVT



Special underlay for Rigid Click luxury vinyl floors

Excellent acoustic properties

Also suited for rooms with high traffic intensity:  
**very high compressive strength (500kPa)**

**Ideal with underfloor heating:**  
very low thermal resistance (0.005 m<sup>2</sup>K/W)



## INSTALLING YOUR INVICTUS® LUXURY VINYL FLOOR

No hassle, no waiting time ... Installing Invictus® luxury vinyl flooring is quick and easy, and dust free on top of that. The best guarantee for an impeccable Invictus® floor is to have it installed by a professional. Your preferred retailer will be glad to advise you and will make sure that the appropriate installing conditions are met. If you wish to rely on your own DIY skills, choose Invictus® Click.

### Before installing Invictus® luxury vinyl flooring:

- ✓ With Invictus® Dryback, it is crucial to check the condition of the subfloor. Cracks should be filled, and bumps sanded. Another option is to install a plywood underfloor to obtain a perfectly even surface. When installing Invictus® Click, you may skip the preparation of the subfloor. The rigid click planks or tiles will hide tile joints and most imperfections.
- ✓ For commercial use, you may enhance the inherent acoustic benefits of your Invictus® Maximus floor with an extra underlay. No need for an underlay with Invictus® Maximus Click: it already has an underlay attached to the planks and tiles.
- ✓ Allow 24 hours for the Invictus® planks or tiles to acclimate before installation. Stack the packs horizontally on top of each other in the room the floor will be installed in.
- ✓ When installing Invictus® flooring on underfloor heating, please refer to the technical information sheet for detailed instructions.

### Installing Invictus® luxury vinyl flooring:

- ✓ Mixing planks or tiles from different packs is your best guarantee for a harmonious look in design and colour on the entire floor.
- ✓ Invictus® Primus Dryback and Maximus Dryback are to be glued down. Your retailer will select the best fitted glue for your floor.
- ✓ Invictus® Primus Click and Maximus Click planks and tiles are rigid and have an integrated click system, for easy installing without the use of any adhesives. Because it is a floating floor, you should allow an expansion gap of 8mm near all walls.

## INVICTUS® STARTER PACK

Keep your Invictus® luxury vinyl floor in mint condition



All you need to keep your Invictus® luxury vinyl floor in mint condition for years to come, is one small box: **The Invictus® Starter Pack.**

### Right after installing

You may want to unpack the Starter Pack right away and take out the Invictus® PU cleaner to eliminate all traces of the installing. We advise you to also use Invictus® Floor Mat to apply an extra matt anti-slip protective finish.

### Regular cleaning

The Invictus® Starter Pack is ideal for regular cleaning. When mopping the floor – remember, it is waterproof –, make sure to dilute some Invictus® PU Cleaner in the water. It will remove all traces of regular family life, like dirt and shoe marks, without leaving any residue. To quickly refresh your floor, use diluted Invictus® Floor Mat.

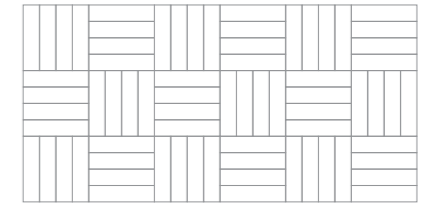
### Tips & tricks

With Scratchmaster®, there's little risk of scratching your Invictus® floor. Still, you can further minimize the risk: fit your furniture and chairs with the gliders available in the Starter Pack, and lift instead of dragging when moving furniture. To avoid staining – even if unlikely – it's a good idea to wipe away spills as soon as they happen.


# LAYING PATTERNS



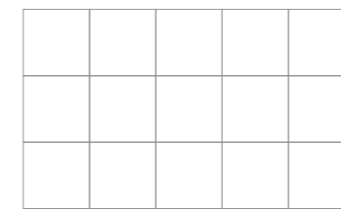
Wood block




Random lay



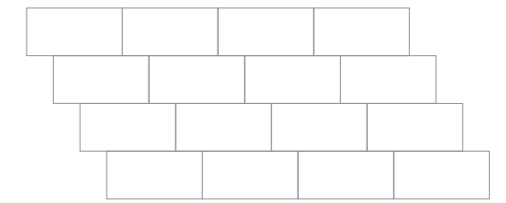
Uniform block



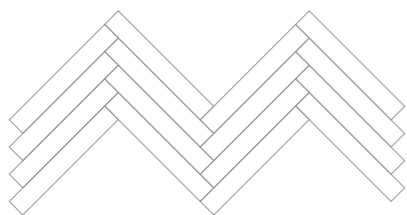
Brick formation



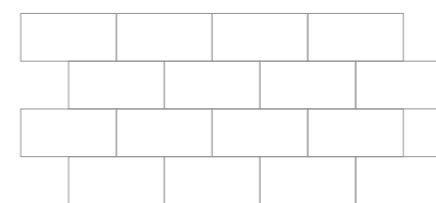
Deck formation



Herringbone / Small Herringbone



Brick bond



## NEED MORE INSPIRATION?

### FOLLOW US ON SOCIAL MEDIA

We're excited to bring the Invictus® experience to your screens. Join our community of over 16.000 Invictus® fans and follow us on social media. We share the latest news, exciting product launches, tips & tricks to maintain your floor, inspiring interiors, behind-the-scenes photos and much more.

### FOLLOW US ON SOCIAL MEDIA



### JOIN OUR INVICTUS COMMUNITY

Get inspired by our community of Invictus® fans. Visit [www.invictus.eu/en/community](http://www.invictus.eu/en/community)

Want to join the Invictus® community? Tag @invictusflooring in your Invictus® luxury vinyl flooring photo on Instagram and use #invictusflooring for a chance to get featured! Don't have Instagram? Mail your photo to [info@invictus.eu](mailto:info@invictus.eu).



[www.invictus.eu](http://www.invictus.eu)

TRY OUR  
NEW  
ROOM  
VISUALISER



Always a trailblazer when it comes to branding, **Associated Weavers** brings the Invictus® experience onto every desktop or mobile screen via social media.

**Stay up-to-date & follow the official Invictus® social media accounts and join our community of over 16.000 Invictus® fans!**

We share the latest product launches, tips & tricks to maintain luxury vinyl flooring, inspiring room-shots, behind-the-scenes photos and many more.

**Make your project come to life with the help of the Invictus® room visualiser!** Take a photo with your phone or upload your 3D render to discover the many options Invictus® Luxury Vinyl Flooring has to offer.



# YOUR INVICTUS® LUXURY VINYL FLOOR COMES WITH WARRANTIES

20 year warranty

Invictus® Primus Dryback and Primus Click luxury vinyl flooring delivers a great performance. It therefore comes with a 20-year warranty for residential use. To benefit from it, all you must do is register your purchase online and follow the installing and maintenance instructions. For terms and conditions regarding Invictus® warranties, please visit [www.invictus.eu](http://www.invictus.eu).



25 year warranty

Invictus® Maximus Dryback and Maximus Click luxury vinyl flooring are sure to deliver an extraordinary performance for many years to come. They therefore come with a 25-year warranty for residential use. To benefit from it, all you must do is register your purchase online and follow the installing and maintenance instructions. For terms and conditions regarding Invictus® warranties, please visit [www.invictus.eu](http://www.invictus.eu).

10/15 year commercial warranty

Invictus® Maximus and Primus luxury vinyl flooring are sure to deliver an extraordinary performance for many years to come. They therefore come with a 10-year (Primus) and 15-year (Maximus) warranty for commercial use such as care, hospitality, office and retail. To benefit from it, all you must do is register your purchase online and follow the installing and maintenance instructions. For terms and conditions regarding Invictus® warranties, please visit [www.invictus.eu](http://www.invictus.eu).



Technical Specification	Primus Dryback	Primus Click IXPE
Description	Dryback LVT	Rigid core
Thickness	2.00 mm	4mm SPC + 1mm IXPE sound backing
Wearlayer	0.30 mm	0.30 mm
Wearlayer PUR coating	Scratchmaster® top layer	Scratchmaster® top layer
Weight per sqm	ca. 3550 g/m <sup>2</sup>	ca. 7780 g/m <sup>2</sup>
Classification	EN ISO 24337	EN ISO 24340
	EN ISO 23997	EN ISO 10874
	23 Domestic Heavy - 31 Commercial Moderate	



Performance	Primus Dryback	Primus Click IXPE
Reaction to fire	EN 13501-1 Bfl-S1	Bfl-S1
Slip resistance	EN 13893 DS	DS
Slip restraint (dynamic coefficient of friction)	DIN 51130 R10	R10
Thermal resistance R value	EN 12664 0.027 (m <sup>2</sup> .K)/W	0,05 (m <sup>2</sup> .K)/W
Underfloor heating	EN ISO 12524 Yes, max. 27°C	Yes, max. 27°C
Electrostatic performance	EN 1815 < 2 kV (antistatic)	< 2 kV (antistatic)
Residual indentation	EN ISO 24343-1 < 0.1 mm	< 0.1 mm
Dimensional stability	EN ISO 23999 ≤ 0.15%	≤ 0.15%
Curling	EN ISO 23999 pass	pass
Castor chair resistance	EN ISO 4918 pass, Type W	pass, Type W
Colour fastness	EN ISO 105-B02 > 6	> 6
Impact sound insulation (ΔLw)	EN ISO 717-2 3dB (ΔLw)	17dB (ΔLw)
Chemical / Stain resistance	EN ISO 26987 pass	pass
Abrasion resistance	EN ISO 660-1 class T	class T
Indoor AIR quality - French VOC regulation	ISO 16000 Greenguard GOLD - A+	Greenguard GOLD - A+
Content of pentachlorophenol	PCP under detection limit	PCP under detection limit
Formaldehyde emissions (28 days test)	EN ISO 717-1 NA HCHO (has not been added)	NA HCHO (has not been added)
Phthalate free	Yes, biobased	Yes
CE marking	EN 14041:2011	EN 14041:2011

Packaging	Primus Dryback	Primus Click IXPE
Size and packaging wood	EN ISO 24342 178x1219mm / 17 planks = 3,685 m <sup>2</sup> /carton	181x1213mm / 10 planks = 2,195 m <sup>2</sup> /carton
Size and packaging wood	EN ISO 24342 178x1219mm / 17 planks = 3,685 m <sup>2</sup> /carton	177x1210mm / 10 planks = 2,137 m <sup>2</sup> /carton
Size and packaging XL plank	EN ISO 24342 229x1500mm / 12 planks = 4,115 m <sup>2</sup> /carton	225x1500mm / 6 planks = 2,025 m <sup>2</sup> /carton
Size and packaging tile	EN ISO 24342 305x610mm / 20 tiles = 3,716 m <sup>2</sup> /carton	309x603mm / 10 tiles = 1,861 m <sup>2</sup> /carton
Size and packaging XL tile	EN ISO 24342 457x914mm / 10 tiles = 4,177 m <sup>2</sup> /carton	450x907mm / 6 tiles = 2,449 m <sup>2</sup> /carton

Warranty	Primus Dryback	Primus Click IXPE
Warranty	20 years Residential - 10 years Commercial	20 years Residential - 10 years Commercial

The technical data is correct at the time of printing. - 11/2025

20 year warranty

10 year commercial warranty

family friendly

pet friendly

water proof

easy to clean

silent underfoot

underfloor heating

bevel

100% recyclable and reusable

PHTHALATE FREE



**Technical Specification**

		<b>Maximus Click + IXPE backing</b>	<b>Maximus Click Herringbone</b>
Description		Rigid core with IXPE sound backing	Rigid core with click locking system
Thickness	EN ISO 24337	5mm + 1mm IXPE sound backing	5mm + 1mm PVC sound backing
Wearlayer	EN ISO 24340	0.55 mm	0.55 mm
Wearlayer PUR coating		Scratchmaster® top layer	Scratchmaster® top layer
Weight per sqm	EN ISO 23997	ca. 9820 g/m <sup>2</sup>	ca. 10300 g/m <sup>2</sup>
Locking System		Unilin / 14F Click technology	Unilin's Unizip® click technology
Classification	EN ISO 10874	33 Commercial Heavy - 42 Industrial General	23 Domestic Heavy - 34 Commercial Very Heavy



**Performance**

Reaction to fire	EN 13501-1	Bfl-S1	Bfl-S1
Slip resistance	EN 13893	DS	DS
Slip restraint (dynamic coefficient of friction)	DIN 51130	R10	R10
Thermal conductivity	EN 12664	0.128 (W/m.K)	0.165 (W/m.K)
Thermal resistance R value	EN 12664	0.048 (m <sup>2</sup> .K)/W	0,031 (m <sup>2</sup> .K)/W
Underfloor heating	EN ISO 12524	Yes, max. 27°C	Yes, max. 27°C
Electrostatic performance	EN 1815	< 2 kV (antistatic)	< 2 kV (antistatic)
Residual indentation	EN ISO 24343-1	< 0.1 mm	< 0.15 mm
Dimensional stability	EN ISO 23999	≤ 0.15%	≤ 0.15%
Curling	EN ISO 23999	pass	pass
Castor chair resistance	EN ISO 4918	pass, Type W	pass, Type W
Colour fastness	EN ISO 105-B02	> 6	> 6
Impact sound insulation (ΔLw)	EN ISO 717-2	20dB (ΔLw)	19dB (ΔLw)
Chemical / Stain resistance	EN ISO 26987	pass	pass
Abrasion resistance	EN ISO 660-1	class T	class T
Indoor AIR quality - French VOC regulation	ISO 16000	Greenguard GOLD - Floorscore - A+	
Content of pentachlorophenol		PCP under detection limit	
Formaldehyde emissions (28 days test)	EN ISO 717-1	NA HCHO (has not been added)	
Phthalate free		Yes, biobased	
CE marking	EN 14041:2011		

**Packaging**

Size and packaging wood	EN ISO 24342	178x1213mm / 8 planks = 1,725 m <sup>2</sup> /carton	-
Size and packaging wood	EN ISO 24342	177x1210mm / 8 planks = 1,710 m <sup>2</sup> /carton	-
Size and packaging wood	EN ISO 24342	181x1213mm / 8 planks = 1,757 m <sup>2</sup> /carton	-
Size and packaging XL plank	EN ISO 24342	228x1210mm / 6 planks = 1,655 m <sup>2</sup> /carton	-
Size and packaging XL plank	EN ISO 24342	225x1500 mm / 4 planks = 1,350 m <sup>2</sup> /carton	-
Size and packaging XL plank	EN ISO 24342	235x1518mm / 4 planks = 1,427 m <sup>2</sup> /carton	-
Size and packaging XL plank	EN ISO 24342	241x1518mm / 5 planks = 1,831 m <sup>2</sup> /carton	-
Size and packaging Herringbone	EN ISO 24342	-	145x743mm / 14 planks = 1,509 m <sup>2</sup> /carton
Size and packaging tile	EN ISO 24342	298x603mm / 8 tiles = 1,440 m <sup>2</sup> /carton	-
Size and packaging XL tile	EN ISO 24342	450x907mm / 4 tiles = 1,633 m <sup>2</sup> /carton	-
Size and packaging XL tile	EN ISO 24342	467x908mm / 4 tiles = 1,696 m <sup>2</sup> /carton	-
Size and packaging XL tile	EN ISO 24342	406x806mm / 6 tiles = 1,966 m <sup>2</sup> /carton	-

**Warranty**

Warranty 25 years Residential / 15 years Commercial

The technical data is correct at the time of printing. - 11/2025



**Technical Specification**

		<b>Maximus Dryback</b>	<b>Maximus Loose Lay</b>
Description		Heterogeneous pvc	Heterogeneous pvc
Thickness	EN ISO 24337	2.50 mm	5.00 mm
Wearlayer	EN ISO 24340	0.55 mm	0.55 mm
Wearlayer PUR coating		Scratchmaster® top layer	Scratchmaster® top layer
Weight per sqm	EN ISO 23997	ca. 4310 g/m <sup>2</sup>	ca. 9700 g/m <sup>2</sup>
Classification	EN ISO 10874	23 Domestic Heavy - 33 Commercial Heavy - 42 Industrial General	



**Performance**

Reaction to fire	EN 13501-1	Bfl-S1	Bfl-S1
Slip resistance	EN 13893	DS	DS
Slip restraint (dynamic coefficient of friction)	DIN 51130	R10	R10
Thermal resistance R value	EN 12664	0.028 (m <sup>2</sup> .K)/W	0,05 (m <sup>2</sup> .K)/W
Underfloor heating	EN ISO 12524	Yes, max. 27°C	Yes, max. 27°C
Electrostatic performance	EN 1815	< 2 kV (antistatic)	< 2 kV (antistatic)
Residual indentation	EN ISO 24343-1	< 0.1 mm	< 0.1 mm
Dimensional stability	EN ISO 23999	≤ 0.15%	≤ 0.15%
Curling	EN ISO 23999	pass	pass
Castor chair resistance	EN ISO 4918	pass, Type W	pass, Type W
Colour fastness	EN ISO 105-B02	> 6	> 6
Micro Scratch Resistance	EN 16094	-	≤ MSR-A1 / ≤ MSR-B1
Impact sound insulation (ΔLw)	EN ISO 717-2	3dB (ΔLw)	approx. 7dB (ΔLw)
Chemical / Stain resistance	EN ISO 26987	pass	pass
Abrasion resistance	EN ISO 660-1	class T	class T
Indoor AIR quality - French VOC regulation	ISO 16000	Greenguard GOLD - Floorscore - A+	
Content of pentachlorophenol		PCP under detection limit	
Formaldehyde emissions (28 days test)	EN ISO 717-1	NA HCHO (has not been added)	
Phthalate free		Yes, biobased	Yes
CE marking	EN 14041:2011		

**Packaging**

Size and packaging wood	EN ISO 24342	178x1219mm / 15 planks = 3,252 m <sup>2</sup> /carton	229x1219mm / 6 planks = 1,672 m <sup>2</sup> /carton
Size and packaging wood	EN ISO 24342	228x1219mm / 12 planks = 3,340 m <sup>2</sup> /carton	-
Size and packaging XL plank	EN ISO 24342	228x1500mm / 10 planks = 3,429 m <sup>2</sup> /carton	-
Size and packaging XL plank	EN ISO 24342	241x1517 mm / 10 planks = 3,660 m <sup>2</sup> /carton	-
Size and packaging Parquet	EN ISO 24342	102x406mm / 34 planks = 1,404 m <sup>2</sup> /carton	-
Size and packaging Herringbone	EN ISO 24342	150x749mm / 30 planks = 3,369 m <sup>2</sup> /carton	-
Size and packaging tile	EN ISO 24342	229x229mm / 40 tiles = 2,09 m <sup>2</sup> /carton	-
Size and packaging tile	EN ISO 24342	305x610mm / 18 tiles = 3,345 m <sup>2</sup> /carton	-
Size and packaging XL tile	EN ISO 24342	610x610mm / 10 tiles = 3,716 m <sup>2</sup> /carton	-
Size and packaging XL tile	EN ISO 24342	457x914mm / 8 tiles = 3,345 m <sup>2</sup> /carton	457x914mm / 4 tiles = 1,672 m <sup>2</sup> /carton

**Warranty**

Warranty 25 years Residential / 15 years Commercial

The technical data is correct at the time of printing. - 11/2025



# Overview strengths



With its ultra-strong coating and highly efficient top layer, Invictus® luxury vinyl flooring offers outperforming wear protection. The Scratchmaster® top layer will make your luxury vinyl floor withstand busy family life with kids and pets.



Invictus luxury vinyl flooring is phthalate-free and contains only plasticisers with natural soybean extracts.



Designs so lifelike, they will have you look twice. From natural wood look to striking stone tile pattern, there's an Invictus® luxury vinyl floor for all decorating styles.



Little or no subfloor preparation is needed before installing your Invictus® Maximus Click floor. The rigid character of the planks and tiles will even out most imperfections.



Invictus® Maximus and Primus luxury vinyl floors are sure to deliver extraordinary performance for many years to come. They therefore come with a 10-year warranty (Primus) or 15-year warranty (Maximus) for commercial use. For the terms and conditions Invictus® warranties, see [www.invictus.eu](http://www.invictus.eu).



Because it's waterproof, Invictus® luxury vinyl flooring is perfectly suited for your bathroom, kitchen and hall. And for any other room, naturally.



Invictus® luxury vinyl flooring and broadloom carpet are a perfect match. When great comfort meets great performance, it will transform your home.



In register embossing follows the wood design of your Invictus® floor, thus giving it depth and an exceptionally realistic look.



Invictus® Maximus and Primus luxury vinyl flooring delivers a great performance. It therefore comes with a 20-year warranty (Primus) or 25-year warranty (Maximus) for residential use. For more information, register online at [www.invictus.eu](http://www.invictus.eu).



Caring for your Invictus® luxury vinyl floor is as easy as it gets: a damp mop will do. And for daily maintenance, the Invictus® Starter Pack contains all you need.



Aesthetic and practical, a bevel contributes to the realistic look of the wood or stone design of your Invictus® floor, and levels out minor installing imperfections.



The extra large design results in minimal pattern repetition, giving a truly unique & natural look to any space.



Invictus® is the pet friendly flooring par excellence, operating as a barrier against stains and fine scratches from our furry friends.



Whether on socks or in shoes, you will always walk silently on an Invictus® luxury vinyl floor. It indeed is incredibly silent underfoot.



Little preparation, quick installation and no waiting time afterwards: Invictus® Maximus Click luxury vinyl flooring is the easy way to give your home a complete make-over. The ideal solution for your renovation project!



The XL planks make the best of the attractive pattern. The dimensions of the planks increase the feeling of grandeur and will not fail to impress.



Invictus® luxury vinyl flooring is a family's best companion. It's wear-, scratch- & stain-resistant, and requires little maintenance.



What's better than unwinding in the tranquility of your own home? Your Invictus® luxury vinyl floor contributes to a silent and relaxing environment.



Invictus® Luxury Vinyl Flooring products are 100% recyclable and reusable. They can be part of vinyl flooring take-back programmes with the goal to recycle them into new flooring or other useful products such as rubber hoses, car mats and speed bumps.



Invictus® luxury vinyl flooring and underfloor heating go together well. With the right installing guidelines, you'll be enjoying a warm feel underfoot in no time.

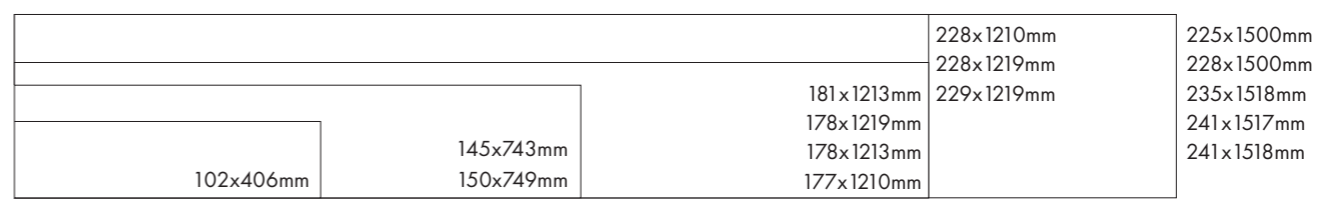
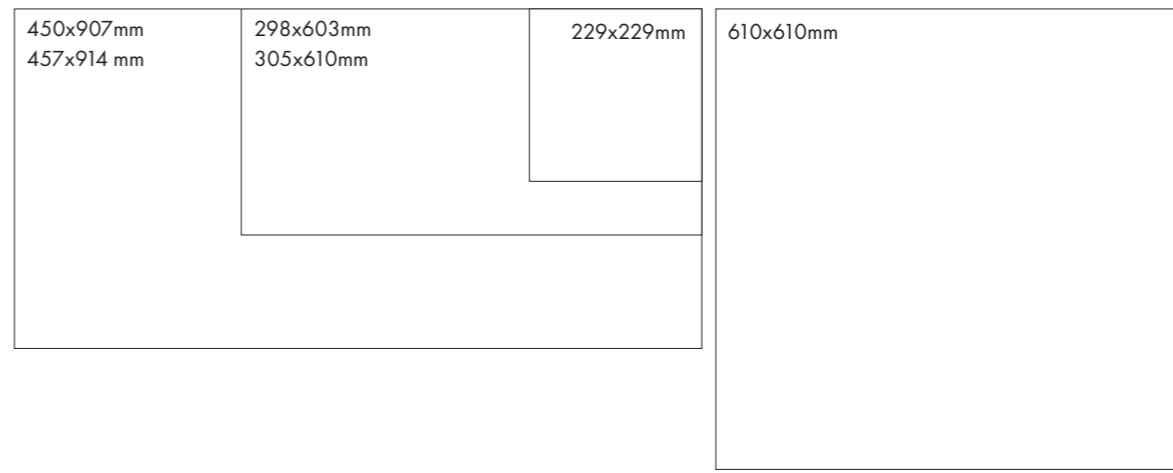


**WOOD COLLECTION**

DESIGN	COLOUR	NUMBER	Plank Loose Lay 229x1219mm / 6 Planks = 1,672 m <sup>2</sup> /Box / 120,4056 m <sup>2</sup> /Pal.	Plank Dryback 178x1219mm / 15 Planks = 3,252 m <sup>2</sup> /Box / 227,612 m <sup>2</sup> /Pal.	Plank Dryback 228x1219mm / 12 Planks = 3,340 m <sup>2</sup> /Box / 187,04 m <sup>2</sup> /Pal.	Plank Dryback XL 228x1500mm / 10 Pl. = 3,429 m <sup>2</sup> /Box / 205,74 m <sup>2</sup> /Pal.	Plank Dryback XL 241x1517mm / 10 Planks = 3,660 m <sup>2</sup> /Box / 204,96 m <sup>2</sup> /Pal.	Parquet Dryback 102x406mm / 34 Pl. = 1,404 m <sup>2</sup> /Box / 235,872 m <sup>2</sup> /Pal.	Herringbone Dryback 150x749mm / 30 Pl. = 3,369 m <sup>2</sup> /Box / 215,616 m <sup>2</sup> /Pal.	Plank Click 177x1210mm / 8 Planks = 1,710 m <sup>2</sup> /Box / 102,56928 m <sup>2</sup> /Pal.	Plank Click 178x1213mm / 8 Planks = 1,725 m <sup>2</sup> /Box / 103,512 m <sup>2</sup> /Pal.	Plank Click 181x1213mm / 8 Planks = 1,757 m <sup>2</sup> /Box / 105,43 m <sup>2</sup> /Pal.	Plank Click 228x1210mm / 6 Planks = 1,655 m <sup>2</sup> /Box / 112,5536 m <sup>2</sup> /Pal.	Plank Click XL 225x1500mm / 4 Planks = 1,350 m <sup>2</sup> /Box / 91,8 m <sup>2</sup> /Pal.	Plank Click XL 235x1518mm / 4 Planks = 1,427 m <sup>2</sup> /Box / 91,28 m <sup>2</sup> /Pal.	Plank Click XL 241x1518mm / 5 Planks = 1,831 m <sup>2</sup> /Box / 102,536 m <sup>2</sup> /Pal.	Herringbone Click 145x743mm / 14 Pl. = 1,509 m <sup>2</sup> /Box / 95,0382 m <sup>2</sup> /Pal.	Plank Dryback 178x1219mm / 17 Planks = 3,685 m <sup>2</sup> /Box / 257,961 m <sup>2</sup> /Pal.	Plank Dryback XL 229x1500mm / 12 Pl. = 4,115 m <sup>2</sup> /Box / 246,60 m <sup>2</sup> /Pal.	Plank Click XL 225x1500mm / 6 Planks = 2,025 m <sup>2</sup> /Box / 113,40 m <sup>2</sup> /Pal.	Plank Click 181x1213mm / 10 Planks = 2,195 m <sup>2</sup> /Box / 98,798 m <sup>2</sup> /Pal.	Plank Click 177x1210mm / 10 Planks = 2,137 m <sup>2</sup> /Box / 128,22 m <sup>2</sup> /Pal.
MAXIMUS	BELLA NOCE	WALNUT	42					▲														
MAXIMUS	BELROSE OAK	HARVEST	37				▲	▲								▲						
MAXIMUS	BELROSE OAK	TRUFFLE	31				▲	▲								▲						
MAXIMUS	BELROSE OAK	SESAME	36				▲	▲								▲						
MAXIMUS	DIVINE OAK	CHAMPAGNE	31	▲			▲	▲								▲		▲				
MAXIMUS	DIVINE OAK	COOKIE	32	▲			▲	▲								▲		▲				
MAXIMUS	DIVINE OAK	PURE	03					▲										▲				
MAXIMUS	FRENCH OAK	DESERT	33		▲																	
MAXIMUS	FRENCH OAK	LINEN	30		▲																	
MAXIMUS	FRENCH OAK	POLAR	03		▲																	
MAXIMUS	FRENCH OAK	STORM	92		▲																	
MAXIMUS	HIGHLAND OAK	CANYON	39		▲																	
MAXIMUS	HIGHLAND OAK	CHOCOLATE	42		▲			▲	▲									▲				
MAXIMUS	HIGHLAND OAK	CLASSIC	33		▲			▲	▲									▲				
MAXIMUS	HIGHLAND OAK	ROASTED	34		▲			▲	▲									▲				
MAXIMUS	HIGHLAND OAK	SUNRISE	30		▲			▲	▲									▲				
MAXIMUS	NEW ENGLAND OAK	MISTY	93		▲			▲	▲									▲				
MAXIMUS	NEW ENGLAND OAK	SAND	32		▲			▲	▲									▲				
MAXIMUS	NEW ENGLAND OAK	TOFFEE	45		▲			▲	▲									▲				
MAXIMUS	PREMIUM OAK	ECRU	03				▲															
MAXIMUS	PREMIUM OAK	FLAX	05	▲			▲															
MAXIMUS	REGENCY OAK	BAGEL	45				▲															
MAXIMUS	REGENCY OAK	SCONE	30				▲															
MAXIMUS	REGENCY OAK	TOAST	33				▲															
MAXIMUS	RIVERSIDE OAK	SUNSET	46				▲															
MAXIMUS	RIVERSIDE OAK	SUNSHINE	36				▲															
MAXIMUS	SIENNA OAK	AUTHENTIQUE	36				▲															
MAXIMUS	SILK OAK	LATTE	30				▲															
MAXIMUS	SILK OAK	OAT	32				▲															
MAXIMUS	TROPICAL FOREST	HAVANA	38	▲			▲															
MAXIMUS	VELVET OAK	CELESTE	36		▲			▲	▲													
MAXIMUS	VELVET OAK	GRACE	44		▲			▲	▲													
PRIMUS	BOURBON OAK	GRANOLA	35															▲				▲
PRIMUS	CASHMERE OAK	BEACH	32																▲	▲		
PRIMUS	CASHMERE OAK	SUNNY	33	▲															▲	▲		
PRIMUS	RIVIERA OAK	CARAMEL	45																▲			▲
PRIMUS	ROYAL OAK	BLONDE	33																▲			▲
PRIMUS	ROYAL OAK	DOVE	93																▲			▲
PRIMUS	ROYAL OAK	MOCCA	40																▲			▲
PRIMUS	ROYAL OAK	TRADITIONAL	34																▲			▲
PRIMUS	SAXON OAK	FUEGO	55																▲	▲		
PRIMUS	SHERWOOD OAK	NATURAL	34																▲			▲

**STONE COLLECTION**

DESIGN	COLOUR	NUMBER	Stone Loose Lay 457x914mm / 4 Tiles = 1,672 m <sup>2</sup> /Box / 90,3042 m <sup>2</sup> /Pal.	Stone Dryback 305x610mm / 18 Tiles = 3,345 m <sup>2</sup> /Box / 220,738 m <sup>2</sup> /Pal.	Stone Dryback 229x229mm / 40 Tiles = 2,09 m <sup>2</sup> /Box / 200,671 m <sup>2</sup> /Pal.	Stone Dryback XL 457x914mm / 8 Tiles = 3,345 m <sup>2</sup> /Box / 193,981 m <sup>2</sup> /Pal.	Stone Dryback XL 610x610mm / 10 Tiles = 3,716 m <sup>2</sup> /Box / 170,936 m <sup>2</sup> /Pal.	Stone Click XL 450x907mm / 4 Tiles = 1,633 m <sup>2</sup> /Box / 84,8952 m <sup>2</sup> /Pal.	Stone Click XL 467x908mm / 4 Tiles = 1,696 m <sup>2</sup> /Box / 91,591776 m <sup>2</sup> /Pal.	Stone Click XL 406x806mm / 6 Tiles = 1,966 m <sup>2</sup> /Box / 70,792 m <sup>2</sup> /Pal.	Stone Click 298x603mm / 8 Tiles = 1,440 m <sup>2</sup> /Box / 95,061 m <sup>2</sup> /Pal.	Stone Dryback 305x610mm / 20 Tiles = 3,716 m <sup>2</sup> /Box / 267,561 m <sup>2</sup> /Pal.	Stone Dryback XL 457x914mm / 10 Tiles = 4,181 m <sup>2</sup> /Box / 259,20 m <sup>2</sup> /Pal.	Stone Click 309x603mm / 10 Tiles = 1,861 m <sup>2</sup> /Box / 122,8194 m <sup>2</sup> /Pal.	Stone Click XL 450x907mm / 6 Tiles = 2,449 m <sup>2</sup> /Box / 112,66 m <sup>2</sup> /Pal.
MAXIMUS	CONCRETE CRUSH	CHARCOAL	99				▲								
MAXIMUS	CONCRETE CRUSH	SMOKE	96				▲								
MAXIMUS	COSMOPOLITAN	GOLDEN CREAM	03					▲							
MAXIMUS	COSMOPOLITAN	GRIGIO	95					▲							
MAXIMUS	COSMOPOLITAN	SEASHORE	90					▲							
MAXIMUS	GROOVY GRANITE	ALABASTER	03						▲						
MAXIMUS	GROOVY GRANITE	LAVA NEW	99						▲						
MAXIMUS	GROOVY GRANITE	MINERAL	05						▲						
MAXIMUS	GROOVY GRANITE	STEEL NEW	91						▲						
MAXIMUS	HUDSON STONE	GRAPHITE	97							▲					
MAXIMUS	HUDSON STONE	SILVER	91								▲				
MAXIMUS	NATIVA	DESERT ROSE	05									▲			
MAXIMUS	NATIVA	MOON	96	▲									▲		
MAXIMUS	NATIVA	SANDSHELL	03												
MAXIMUS	NATIVA	VOLCANO	99	▲											
MAXIMUS	VICTORIAN DECOR	CHARCOAL	99												
MAXIMUS	VICTORIAN DECOR	SMOKE	96												
PRIMUS	MANHATTAN	SKY	91	▲											▲
PRIMUS	PURE MARBLE	SNOW	01												▲
PRIMUS	YORK STONE	POWDER	31												▲





Invictus®  
carpet & luxury vinyl flooring;  
a match made in heaven



Who said you should pick only one flooring for throughout the house? There really is no need to battle it out with your housemates. Luxury vinyl flooring and broadloom carpet are a perfect match. And the best part? In the Invictus® collection, you'll find both!

For one-stop-shopping of both luxury vinyl flooring, broadloom carpet & carpet tiles, Invictus® is the way to go. We've meticulously selected a series of broadloom carpet & carpet tiles to perfectly match your new luxury vinyl floor. From kitchen to living room, from bathroom to bedroom, from office to corridor... you may step onto a different floor, but you'll keep walking on the same high quality.



1 | 2025 EU ENG

VMINVBROCHEU26P01



---

Invictus® - a brand by Associated Weavers  
www.invictus.eu - Contact us: info@invictus.eu



---

Follow us @invictusflooring  
Share your #invictusflooring